

**LEGEND - GENERAL**

- EXTENT OF WORK
- EXISTING CONTOUR
- EXISTING TREE TO BE RETAINED AND PROTECTED
- EXISTING GATE
- EXISTING TIMBER FENCE

**LEGEND - WALLING AND EDGING**

- STEEL EDGING
- E1 - SANDSTONE EDGE
- W1 - SANDSTONE WALL

**LEGEND - LANDSCAPE**

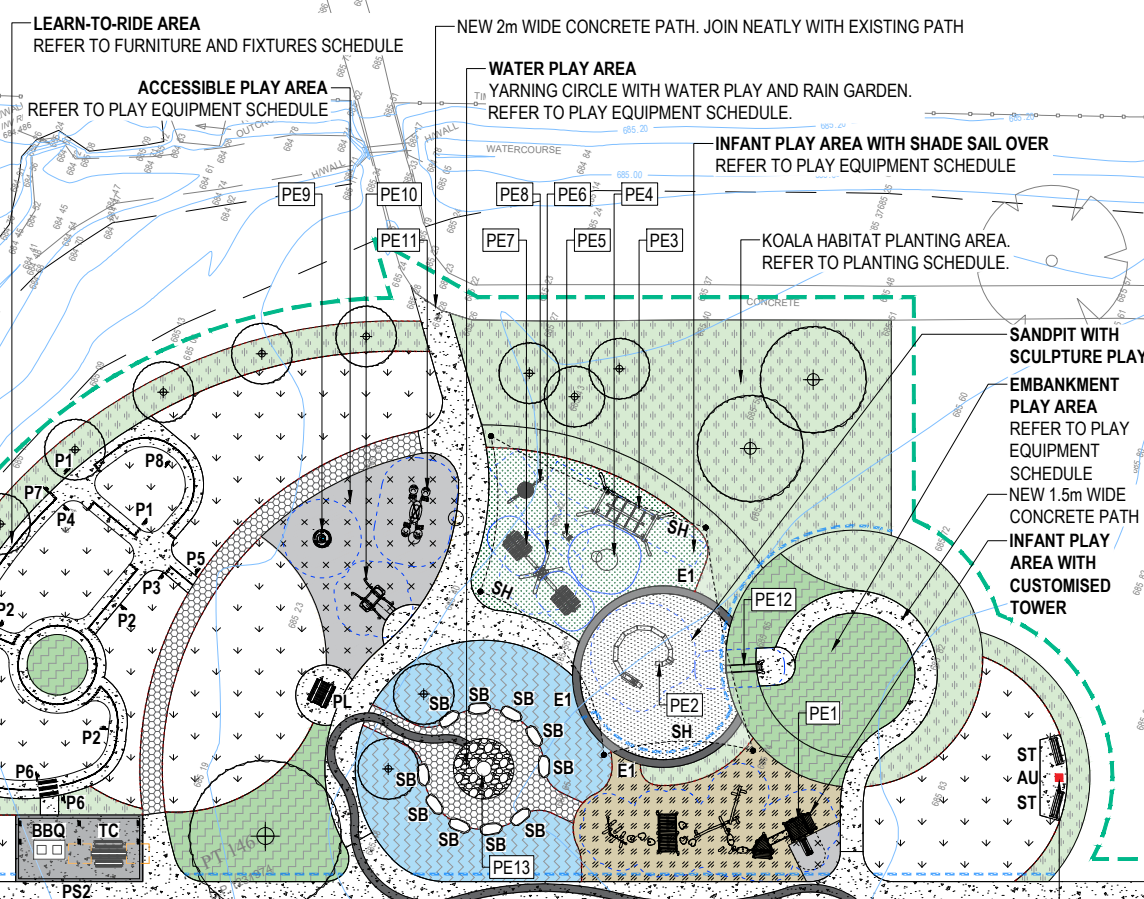
- NEW TREE
- PLANTING AREA - TUBE STOCK
- PLANTING AREA - 200mm POT
- RAIN GARDEN
- TURF AREA

**LEGEND - DRAINAGE**

- SUBSOIL DRAINAGE

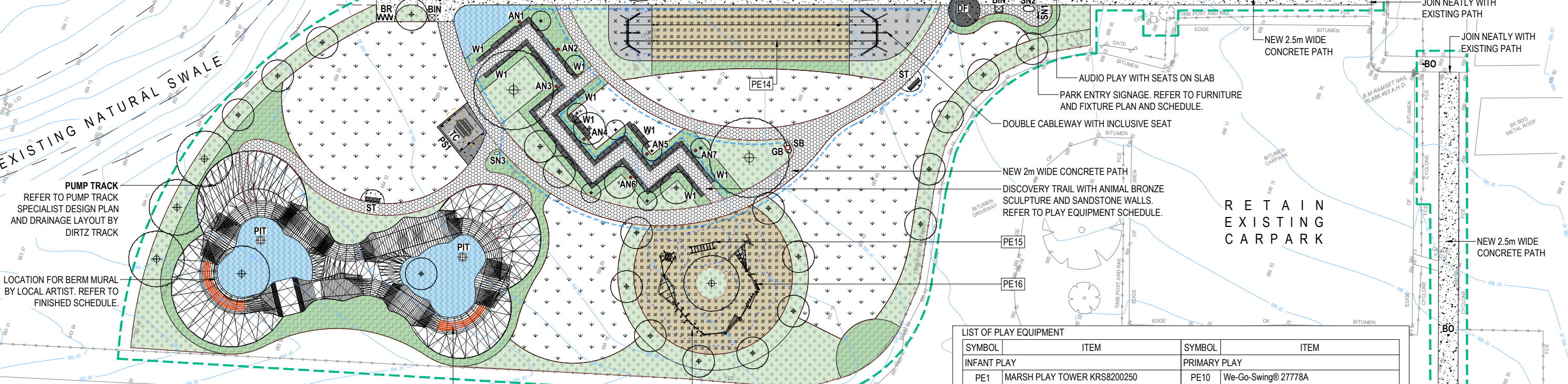
**LEGEND - FINISHES**

- CONCRETE PAVEMENT
- STAMPED COLOURED CONCRETE PAVEMENT
- REINFORCED PICNIC SHELTER CONCRETE SLAB
- STABILISED DECOMPOSED GRANITE
- STABILISED PEBBLED PAVEMENT
- RUBBER SOFTFALL. REFER TO FINISHES PLAN FOR RUBBER COLOUR ARRANGEMENT
- MULCH SOFTFALL
- SANDPIT
- SYNTHETIC GRASS SOFTFALL
- ASPHALT (BY DIRTZ TRACK)
- BERM MURAL FOR PUMP TRACK
- LINEMARKING FOR LEARN-TO-RIDE TRACK



**LEGEND - FURNITURE AND FIXTURES**

- AN1 INSITU SANDSTONE CARVING BUTTERFLY
- AN2 INSITU SANDSTONE CARVING FISH
- AN3 INSITU PAVER CARVING FROG
- AN4 INSITU TIMBER CARVING MAGPIE
- AN5 INSITU MOSAIC BIRD CARVING
- AN6 INSITU MOSAIC FISH CARVING
- AN7 BRONZE QUOLL SCULPTURE
- AU AUDIO PLAY
- BBQ DOUBLE ACCESSIBLE BBQ
- BIN BIN ENCLOSURE
- BO BOLLARD
- BR BIKE RACKS
- WW DRINKING FOUNTAIN
- DF DRINKING FOUNTAIN
- GB GARDEN FROG BOWL
- PL PLATFORM SEAT
- PS1 PICNIC SHELTER (SMALL)
- PS2 PICNIC SHELTER (LARGE)
- SB SANDSTONE BOULDER
- SN1 PARK ENTRY SIGNAGE
- SN2 DONOR SIGNAGE / FUNDING PLAQUE
- SN3 PUMP TRACK ENTRY MARKER
- ST SEAT
- P1 LEARN-TO-RIDE POST
- P2 LEARN-TO-RIDE POST: ROUNDABOUT R1-3
- P3 LEARN-TO-RIDE POST: NO ENTRY R2-4
- P4 LEARN-TO-RIDE POST: TWO WAY R2-11
- P5 LEARN-TO-RIDE POST: EXIT ONLY R2-41
- P6 LEARN-TO-RIDE POST: PEDESTRIAN R3-1
- P7 LEARN-TO-RIDE POST: SHARP TURN W1-7R
- P8 LEARN-TO-RIDE POST: KOALA W5-47
- PIT PIT (BY OTHERS)
- SH SHADE SAIL OVER WITH (5) POLES
- TC PICNIC SETTINGS



**! WARNING !**  
**BEWARE OF UNDERGROUND SERVICES**  
 THE LOCATIONS OF UNDERGROUND SERVICES HAVE BEEN INTERPOLATED FROM AERIAL PHOTOGRAMMETRIC DATA OR KNOWN POSITIONS OF VALVES, MANHOLES ETC. OR INFORMATION SUPPLIED BY SERVICE AUTHORITIES. NO RESPONSIBILITY IS TAKEN FOR THE ACCURACY OF THE INTERPOLATED INFORMATION SUPPLIED. ENSURE ALL SERVICES ARE ACCURATELY LOCATED PRIOR TO COMMENCEMENT OF WORK.

LOCATION FOR BERM MURAL BY LOCAL ARTIST. REFER TO FINISHED SCHEDULE.

TEEN PLAY AREA WITH NINJA COURSE  
 REFER TO PLAY EQUIPMENT SCHEDULE.

**DIAL 1100**  
**BEFORE YOU DIG**

BOARDMAN ROAD

**LIST OF PLAY EQUIPMENT**

SYMBOL	ITEM	SYMBOL	ITEM
<b>INFANT PLAY</b>			
PE1	MARSH PLAY TOWER KRS8200250	PE10	We-Go-Swing® 27778A
PE2	RICHTER SAND SNAKE 5.00001	PE11	We-saw™ 186490A
PE3	COCOWAVE ROPE SWING NRO915	PE12	EMBANKMENT SLIDE NRO308
PE4	RUBBER CXX QUOLL (SMALL EARS)	PE13	WATER PLAY
PE5	KOALA SPRINGER	PE14	DOUBLE CABLEWAY FOR SLOPING GROUND NRO880 WITH INCLUSIVE SEAT FOR CABLEWAY SW990205
PE6	CUSTOMISED TIMBER TEEPEE		
PE7	CUSTOMISED TIMBER TUNNEL	<b>TEEN PLAY</b>	
PE8	LITTLE SPIDER SWING M952	PE15	MONKEY BARS NRO CUSTOM 932159
PE9	TIPI CAROUSEL ELE400065-3717SC	PE16	AGILITY TRAIL 2 NRO855

C	ISSUE FOR TENDER	SS	EM	07/05/24
B	90% DETAILED DESIGN	SS	EM	09/04/24
A	50% DETAILED DESIGN	SS	EM	21/03/24
No.	Revision - Revise on CAD do not amend by hand	Checked	Approved	Date

0 5 10 15m  
 SCALE 1:250  
**A1 UNREDUCED**

Copyright  
 This document is the property of Complete Urban Pty. Ltd.  
 The document may only be used for the purpose for which it was commissioned & in accordance with the terms of engagement for the commission. Unauthorised use of this document in any way is prohibited.



10 Regent Street  
 Chippendale NSW 2008  
 p 02 9282 9900  
 r 02 9282 9277

**COMPLETE**  
 www.completeurban.com.au

Scale	1:250 @ A1	Client and Job	WINGECARRIBEE SHIRE COUNCIL DAVID WOOD PLAYING FIELDS PLAYSPACE UPGRADE
Drawn	SS	Designed	SS
Drafting Check	EM	Design Check	EM
Approved	NOT FOR CONSTRUCTION This Drawing must not be used for Construction unless signed as Approved		
Dwg No	3506-GA-001	Sheet	01 OF 01
Size	A1	Rev	C



**LEGEND - GENERAL**

- EXTENT OF WORK
- EXISTING CONTOUR
- EXISTING TREE TO BE RETAINED AND PROTECTED
- EXISTING GATE
- EXISTING TIMBER FENCE

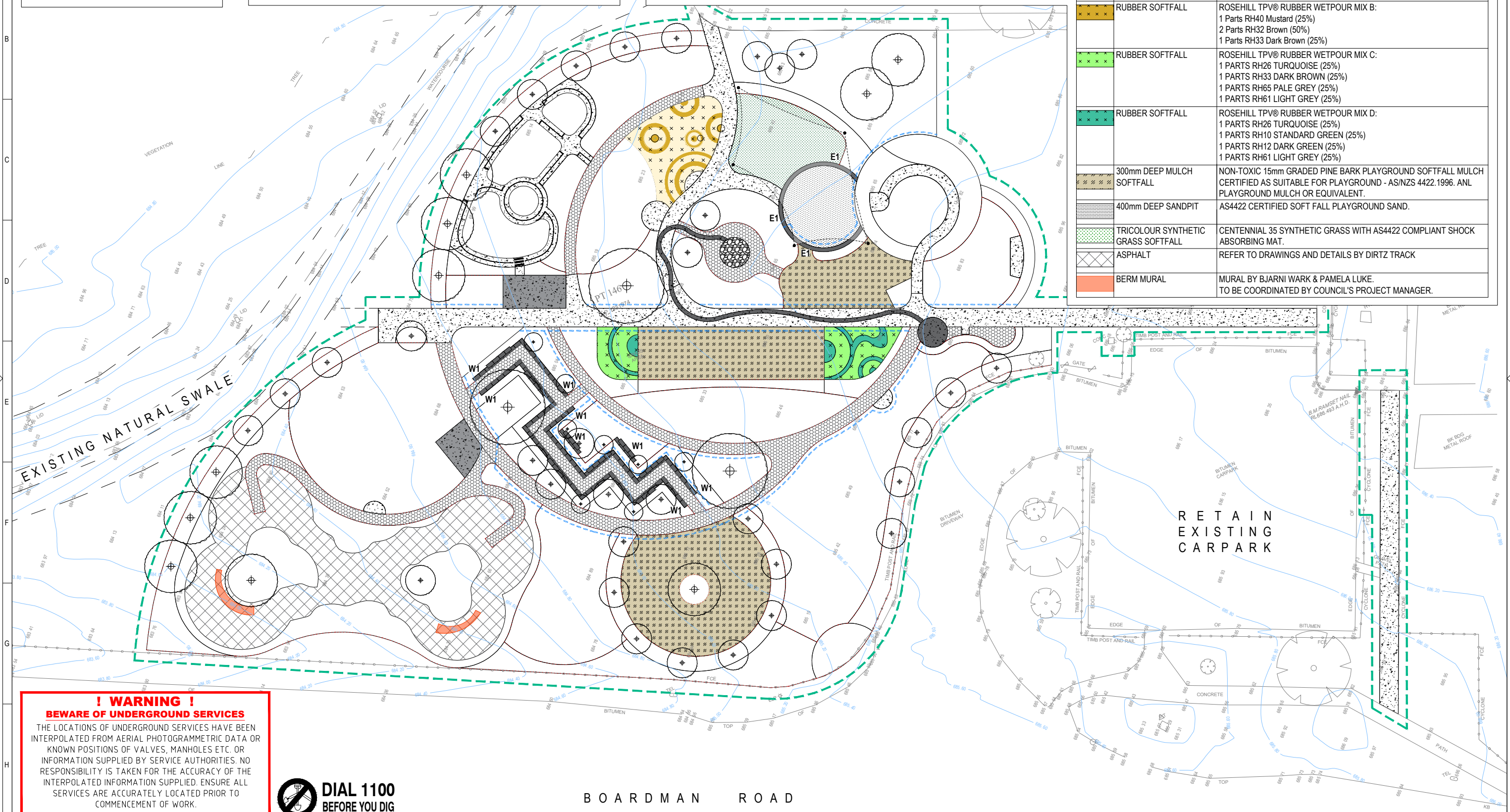
**WALL AND EDGING SCHEDULE**

SYMBOL	TYPE OF EDGING / WALL	DESCRIPTION
[Symbol]	STEEL EDGING	ZAM® FORMBOSS DIMENSION: 100H x 1.6 THICK (mm)
[Symbol]	E1 - SANDSTONE EDGE	GRADE B SANDSTONE LOG EDGE. DIMENSION: 500H x 500W x 1000L (mm) REFER TO DETAIL.
[Symbol]	W1 - SANDSTONE WALL	GRADE B SANDSTONE LOG WALL DIMENSION: 500H x 500W x 1000L (mm) REFER TO DETAIL.

**FINISHES SCHEDULE**

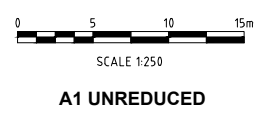
SYMBOL	TYPE OF FINISHES	DESCRIPTION
[Symbol]	100mm THICK REINFORCED CONCRETE	BROOM FINISH WITH STEEL TROWEL EDGES
[Symbol]	100mm THICK REINFORCED STAMPED COLOURED CONCRETE	COLOUR: CCS ONYX 44. SEPARATE CONCRETE POUR FOR OXIDE WINDING INSET, TO BE DONE FIRST STAMP PATTERN: STAMPED TO CREATE EEL LIKE TEXTURE (YET NOT INHIBIT WHEELCHAIR ACCESS), WITH PATTERN TO BE APPROVED BY COUNCIL'S PROJECT MANAGER.

SYMBOL	TYPE OF FINISHES	DESCRIPTION
[Symbol]	100mm THICK STABILISED DECOMPOSED GRANITE	CEMENT (5%) STABILISED
[Symbol]	100mm THICK STABILISED PEBBLED PAVEMENT	SCREENED 20-40mm SMOOTH ROUNDED NEPEAN RIVER PEBBLES, CEMENT (5%) STABILISED.
[Symbol]	RUBBER SOFTFALL	ROSEHILL TPV® RUBBER WETPOUR MIX A: 2 PARTS RH31 CREAM (50%) 1 PARTS RH30 BEIGE (25%) 1 PARTS RH41 BRIGHT YELLOW (25%)
[Symbol]	RUBBER SOFTFALL	ROSEHILL TPV® RUBBER WETPOUR MIX B: 1 PARTS RH40 Mustard (25%) 2 PARTS RH32 Brown (50%) 1 PARTS RH33 Dark Brown (25%)
[Symbol]	RUBBER SOFTFALL	ROSEHILL TPV® RUBBER WETPOUR MIX C: 1 PARTS RH26 TURQUOISE (25%) 1 PARTS RH33 DARK BROWN (25%) 1 PARTS RH65 PALE GREY (25%) 1 PARTS RH61 LIGHT GREY (25%)
[Symbol]	RUBBER SOFTFALL	ROSEHILL TPV® RUBBER WETPOUR MIX D: 1 PARTS RH26 TURQUOISE (25%) 1 PARTS RH10 STANDARD GREEN (25%) 1 PARTS RH12 DARK GREEN (25%) 1 PARTS RH61 LIGHT GREY (25%)
[Symbol]	300mm DEEP MULCH SOFTFALL	NON-TOXIC 15mm GRADED PINE BARK PLAYGROUND SOFTFALL MULCH CERTIFIED AS SUITABLE FOR PLAYGROUND - AS/NZS 4422.1996. ANL PLAYGROUND MULCH OR EQUIVALENT.
[Symbol]	400mm DEEP SANDPIT	AS4422 CERTIFIED SOFT FALL PLAYGROUND SAND.
[Symbol]	TRICOLOUR SYNTHETIC GRASS SOFTFALL	CENTENNIAL 35 SYNTHETIC GRASS WITH AS4422 COMPLIANT SHOCK ABSORBING MAT.
[Symbol]	ASPHALT	REFER TO DRAWINGS AND DETAILS BY DIRTZ TRACK
[Symbol]	BERM MURAL	MURAL BY BJARNI WARK & PAMELA LUKE. TO BE COORDINATED BY COUNCIL'S PROJECT MANAGER.



**! WARNING !**  
**BEWARE OF UNDERGROUND SERVICES**  
 THE LOCATIONS OF UNDERGROUND SERVICES HAVE BEEN INTERPOLATED FROM AERIAL PHOTOGRAMMETRIC DATA OR KNOWN POSITIONS OF VALVES, MANHOLES ETC. OR INFORMATION SUPPLIED BY SERVICE AUTHORITIES. NO RESPONSIBILITY IS TAKEN FOR THE ACCURACY OF THE INTERPOLATED INFORMATION SUPPLIED. ENSURE ALL SERVICES ARE ACCURATELY LOCATED PRIOR TO COMMENCEMENT OF WORK.

**DIAL 1100**  
**BEFORE YOU DIG**



BOARDMAN ROAD

No.	Revision - Revise on CAD do not amend by hand	Checked	Approved	Date	Status
C	ISSUE FOR TENDER	SS	EM	07/05/24	
B	90% DETAILED DESIGN	SS	EM	09/04/24	
A	50% DETAILED DESIGN	SS	EM	21/03/24	
					ISSUE FOR TENDER

Copyright  
 "This document is & shall remain the property of Complete Urban Pty. Ltd.  
 The document may only be used for the purpose for which it was commissioned & in accordance with the terms of engagement for the commission. Unauthorised use of this document in any way is prohibited"



10 Regent Street  
 Chippendale NSW 2008

p 02 9282 9900  
 r 02 9282 9277

**COMPLETE**












ABN 64 100 037 812  
 www.completeurban.com.au










Scale	1:250 @ A1
Drawn	SS
Designed	SS
Drafting Check	EM
Design Check	EM
Approved	NOT FOR CONSTRUCTION
This Drawing must not be used for Construction unless signed as Approved	












Client and Job	WINGECARRIBEE SHIRE COUNCIL DAVID WOOD PLAYING FIELDS PLAYSPACE UPGRADE		
Title	FINISHES PLAN AND SCHEDULE		
Dwg No	3506-FP-001	Sheet	01 OF 01
Size	A1	Rev	C



**FURNITURE AND FIXTURES SCHEDULE**

SYMBOL	ITEM	QTY	SUPPLIER	REFERENCE IMAGE
AN1	PRODUCT NAME/CODE: INSITU SANDSTONE CARVING BUTTERFLY DIMENSION: APPROX. 200L x 200W (mm) FIXING: AS PER MANUFACTURER'S SPECIFICATIONS	1	TIMBER CREATIONS	
AN2	PRODUCT NAME/CODE: INSITU SANDSTONE CARVING FISH DIMENSION: APPROX. 400L x 200W (mm) FIXING: AS PER MANUFACTURER'S SPECIFICATIONS	1	TIMBER CREATIONS	
AN3	PRODUCT NAME/CODE: INSITU PAVER CARVING FROG DIMENSION: APPROX. 150L x 150W (mm) FIXING: AS PER MANUFACTURER'S SPECIFICATIONS	1	TIMBER CREATIONS	
AN4	PRODUCT NAME/CODE: INSITU TIMBER CARVING MAGPIE DIMENSION: APPROX. 200L x 100W (mm) FIXING: AS PER MANUFACTURER'S SPECIFICATIONS	1	TIMBER CREATIONS	
AN5	PRODUCT NAME/CODE: INSITU MOSAIC BIRD CARVING DIMENSION: APPROX. 150L x 150W (mm) FIXING: AS PER MANUFACTURER'S SPECIFICATIONS	1	TIMBER CREATIONS	
AN6	PRODUCT NAME/CODE: INSITU MOSAIC FISH CARVING DIMENSION: APPROX. 150-200L x 150W (mm) FIXING: AS PER MANUFACTURER'S SPECIFICATIONS	1	TIMBER CREATIONS	
AN7	PRODUCT NAME/CODE: BRONZE QUOLL SCULPTURE DIMENSION: APPROX. 120L x 100H FIXING: AS PER MANUFACTURER'S SPECIFICATIONS	1	TIMBER CREATIONS	
AU	AUDIO PLAY AUDIO TWO-BUTTON SOLAR UNIT (TWO TRACKS). COUNCIL TO SUPPLY TRACK. PANEL: 140x220mm POLYURE PRINT PANEL ON 0.5mm ALUMINIUM POST: 1400mm WITH BASE PLATE POST COLOUR (COLORBOND): MANGROVE FIXING: 150x175mm PAINTED PEDESTAL POST WITH TAMPER-PROOF FIXINGS.	1	ARMSIGN	
BBQ	DOUBLE ACCESSIBLE BBQ PRODUCT NAME/CODE: PARK PRO ACCESSIBLE CABINET WITH 2 X QUEEN SIZE STAINLESS STEEL PLATES DCPC-QP-3/5-AC DIMENSION: 2070L x 1250W x 850H (mm) FIXING: AS PER MANUFACTURER'S SPECIFICATIONS	1	PARKQUIP	
BIN	BIN ENCLOSURE PRODUCT NAME/CODE: MANHATTAN BIN ENCLOSURE 240L DIMENSION: 800L x 760W x 1265H (mm) MATERIALS: 304 S/S WITH OILED AUSTRALIAN HARDWOOD TIMBERS BATTENS FINISHES: SATIN POLISHED FIXING: BOLT-DOWN FIXING AS PER MANUFACTURER'S SPECIFICATIONS	2	COMMERCIAL SYSTEMS AUSTRALIA	
BO	BOLLARD PRODUCT NAME/CODE: URBANIA BOLLARD SB2101 DIMENSION: 100L x 150W x 1000H (mm) MATERIALS: 304 S/S WITH OILED AUSTRALIAN HARDWOOD TIMBERS BATTENS FINISHES: SATIN POLISHED FIXING: BOLT-DOWN FIXING AS PER MANUFACTURER'S SPECIFICATIONS	2	COMMERCIAL SYSTEMS AUSTRALIA	

SYMBOL	ITEM	QTY	SUPPLIER	REFERENCE IMAGE
BR www	BIKE RACKS PRODUCT NAME/CODE: CORKSCREW BIKE RACK BR7070 DIMENSION: 2080L x 900W x 900H (mm) MATERIALS: 316 S/S FINISHES: SATIN POLISHED FIXING: BOLT-DOWN FIXING AS PER MANUFACTURER'S SPECIFICATIONS	1	COMMERCIAL SYSTEMS AUSTRALIA	
DF	WHEEL CHAIR ACCESSIBLE DRINKING FOUNTAIN PRODUCT NAME/CODE: DOLPHIN BUBBLER MAB 001 WITH SIDE TAP (NO DOG BOWL) DIMENSION: 1000L x 240W x 870H (mm) MATERIALS: High Density Polyethylene Plastic FINISHES: Millstone 867 DRAIN COVER FIXING: FIXING AS PER MANUFACTURER'S SPECIFICATIONS	1	PARKQUIP	
GB	GARDEN FROG BOWL PRODUCT NAME/CODE: GARDEN FROG BOWL DIMENSION: 60D x 600DIA. (mm) MATERIALS: AUSTRALIAN BRONZE FIXING: FIXING BASED OF BOWL TO STONE BOULDER WITH 10-20MM MORTAR	1	WILLIE WILDLIFE SCULPTURES	
PL	PLATFORM SEAT PRODUCT NAME/CODE: URBAN EDGE URB:PTS B101 PLATFORM SEAT DIMENSION: 1650L x 1350W x 430H (mm) MATERIALS: HARDWOOD BATTENS WITH ALUMINIUM FRAME AND CORNERS FIXING: ABOVE GROUND BOLT FIXING AS PER MANUFACTURER'S SPECIFICATIONS	1	COMMERCIAL SYSTEMS AUSTRALIA	
PS1	PICNIC SHELTER (SMALL) PRODUCT NAME/CODE: LONGREACH K671 DIMENSION: 4000L x 3950W x 2910H (mm) MATERIALS: ACQ TREATED HARDWOOD POSTS AND ROOF FRAME WITH COLORBOND® XRW ROOFING FINISHES: ALL TIMBER STAINED TIMBER FIXING: FIXING AS PER MANUFACTURER'S SPECIFICATIONS	1	LANDMARK	
PS2	PICNIC SHELTER (LARGE) PRODUCT NAME/CODE: LONGREACH K671 DIMENSION: 8000L x 3950W x 2910H (mm) MATERIALS: ACQ TREATED HARDWOOD POSTS AND ROOF FRAME WITH COLORBOND® XRW ROOFING FINISHES: ALL TIMBER STAINED TIMBER FIXING: FIXING AS PER MANUFACTURER'S SPECIFICATIONS	1	LANDMARK	
SB	SANDSTONE BOULDER PRODUCT NAME/CODE: GRADE C SANDSTONE BLOCK DIMENSION: 500H x 500W x 1000L (mm) REFER TO DETAIL.	12	GOSFORD QUARRIES OR EQUIVALENT	
SN1	PARK ENTRY SIGNAGE PRODUCT NAME/CODE: "MURRAURAL 4K PLAYSPACE" DIMENSION: 900(W) X 600(H) mm PANEL: CIRCULAR POLYURE PRINT BACKING PLATE: 4mm WITH STUDS FIXINGS: TAMPER PROOF NUTS & WASHERS NOTE: 3X CORTEN WELDED 'POSTS' INSTALLED AT ANGLES TO REPLICATE THE BALRANALD 'WELCOME TO COUNTRY' SIGN. TO CONFIRM PARK NAME WITH PRINCIPAL PRIOR TO PRODUCTION	1	ARMSIGN	
SN2	DONOR SIGNAGE / FUNDING PLAQUE PRODUCT NAME/CODE: CUSTOM (TO BE PROVIDED BY COUNCIL) DIMENSION: 250(W) x 400(H) mm PANEL: POLYURE PRINT BACKING PLATE: 4mm WITH STUDS FIXING: PANEL FIXED ON SANDSTONE BOULDER AS PER MANUFACTURER'S SPECIFICATIONS NOTE: TO CONFIRM PARK NAME WITH PRINCIPAL PRIOR TO PRODUCTION	1	ARMSIGN	
SN3	PUMP TRACK ENTRY MARKER PRODUCT NAME/CODE: CUSTOM DIMENSION: 380(W) x 600(H) mm PANEL: POLYURE PRINT BACKING PLATE: 4mm WITH STUDS FIXINGS: TAMPER PROOF NUTS & WASHERS NOTE: 6mm CORTEN U-SHAPED TOTEM 400 x 900mm ABOVE GROUND (PLUS 400mm BELOW) NOTE: TO CONFIRM PARK NAME WITH PRINCIPAL PRIOR TO PRODUCTION	1	ARMSIGN	

SYMBOL	ITEM	QTY	SUPPLIER	REFERENCE IMAGE
ST	SEAT PRODUCT NAME/CODE: URBAN EDGE URB:SAT B222 BENCH SEAT DIMENSION: 1260L x 590W x 820H (mm) MATERIALS: HARDWOOD BATTENS WITH ALUMINIUM FRAME AND CORNERS FIXING: ABOVE GROUND BOLT FIXING AS PER MANUFACTURER'S SPECIFICATIONS	1	COMMERCIAL SYSTEMS AUSTRALIA	
TC	PICNIC SETTINGS PRODUCT NAME/CODE: URBAN EDGE URB:TBS BB600 DA 6+2 WHEELCHAIR ACCESSIBLE DIMENSION: 2330L x 1745W x 865H (mm) MATERIALS: HARDWOOD BATTENS WITH ALUMINIUM FRAME AND CORNERS FIXING: ABOVE GROUND BOLT FIXING AS PER MANUFACTURER'S SPECIFICATIONS	1	COMMERCIAL SYSTEMS AUSTRALIA	
P1	LEARN-TO-RIDE POST PRODUCT NAME/CODE: GIVE WAY R1-2 DIMENSION: 1200H (mm) MATERIALS: GALVANISED POST FIXING: BOLTS AND WASHER FIXING AS PER MANUFACTURER'S SPECIFICATIONS	2	CENTRAL SIGNS GROUP	
P2	LEARN-TO-RIDE POST PRODUCT NAME/CODE: ROUNDABOUT R1-3 DIMENSION: 1200H (mm) MATERIALS: GALVANISED POST FIXING: BOLTS AND WASHER FIXING AS PER MANUFACTURER'S SPECIFICATIONS	3	CENTRAL SIGNS GROUP	
P3	LEARN-TO-RIDE POST PRODUCT NAME/CODE: NO ENTRY R2-4 DIMENSION: 1200H (mm) MATERIALS: GALVANISED POST FIXING: BOLTS AND WASHER FIXING AS PER MANUFACTURER'S SPECIFICATIONS	1	CENTRAL SIGNS GROUP	
P4	LEARN-TO-RIDE POST PRODUCT NAME/CODE: TWO WAY R2-11 DIMENSION: 1200H (mm) MATERIALS: GALVANISED POST FIXING: BOLTS AND WASHER FIXING AS PER MANUFACTURER'S SPECIFICATIONS	2	CENTRAL SIGNS GROUP	
P5	LEARN-TO-RIDE POST PRODUCT NAME/CODE: EXIT ONLY R2-41 DIMENSION: 1200H (mm) MATERIALS: GALVANISED POST FIXING: BOLTS AND WASHER FIXING AS PER MANUFACTURER'S SPECIFICATIONS	1	CENTRAL SIGNS GROUP	
P6	LEARN-TO-RIDE POST PRODUCT NAME/CODE: PEDESTRIAN R3-1 DIMENSION: 1200H (mm) MATERIALS: GALVANISED POST FIXING: BOLTS AND WASHER FIXING AS PER MANUFACTURER'S SPECIFICATIONS	2	CENTRAL SIGNS GROUP	
P7	LEARN-TO-RIDE POST PRODUCT NAME/CODE: SHARP TURN W1-7R DIMENSION: 1200H (mm) MATERIALS: GALVANISED POST FIXING: BOLTS AND WASHER FIXING AS PER MANUFACTURER'S SPECIFICATIONS	1	CENTRAL SIGNS GROUP	
P8	LEARN-TO-RIDE POST PRODUCT NAME/CODE: KOALA W5-47 DIMENSION: 1200H (mm) MATERIALS: GALVANISED POST FIXING: BOLTS AND WASHER FIXING AS PER MANUFACTURER'S SPECIFICATIONS	2	CENTRAL SIGNS GROUP	
PIT	PIT (BY OTHERS) LOCATION ARE APPROXIMATE ONLY. REFER TO PUMP TRACK SPECIALIST DRAWINGS BY DIRTZ TRACK	2	N/A	
SH	SHADE SAIL FABRIC TYPE / COLOUR: GRAPHITE OR SIMILAR (APPROX. 208m2 COVERAGE) POLE: 5 x CHS STEEL COLUMNS, POWDERCOATED WITH COLOURBOND 'BLUE GUM' FIXING AS PER MANUFACTURER'S SPECIFICATIONS WITH 316 S/S CABLES & HARDWARE	1	ALFRESCO SHADE	

C	ISSUE FOR TENDER	SS	EM	07/05/24
B	90% DETAILED DESIGN	SS	EM	09/04/24
A	50% DETAILED DESIGN	SS	EM	21/03/24

Copyright  
"This document is & shall remain the property of Complete Urban Pty. Ltd.  
The document may only be used for the purpose for which it was commissioned & in accordance with the terms of engagement for the commission. Unauthorised use of this document in any way is prohibited"




10 Regent Street  
Chippendale NSW 2008  
p 02 9282 9900  
r 02 9282 9277

**COMPLETE**  
ABN 64 100 037 812  
www.completeurban.com.au





Scale	1:250 @ A1	Client and Job	WINGECARRIBEE SHIRE COUNCIL DAVID WOOD PLAYING FIELDS PLAYSPACE UPGRADE		
Drawn	SS	Designed	SS	Title	
Drafting Check	EM	Design Check	EM	FURNITURE AND FIXTURES SCHEDULE	
Approved	NOT FOR CONSTRUCTION			Dwg No	3506-FF-002
This Drawing must not be used for Construction unless signed as Approved				Sheet	01 OF 01
				Size	A1
				Rev	C



**PLAY EQUIPMENT SCHEDULE**

SYMBOL	ITEM	QTY	SUPPLIER
<b>INFANT PLAY</b>			
PE1	MARSH PLAY TOWER KRS8200250 	1	KOMPAN
PE2	RICHTER SAND SNAKE 5.00001 	1	RICHTER PLAY EQUIPMENT GMBH
PE3	COCOWAVE ROPE SWING NRO915 	1	KOMPAN
PE4	RUBBER CXX QUOLL WITH TUNNEL (SMALL EARS) 	1	ROSEHILL TPV
PE5	KOALA SPRINGER 	1	KOMPAN
PE6	EUCALYPTUS. LOG TEEPEE SET (10 PIECE LARGE) APPROX 3500mm HIGH. 100mm DIA BUSH POLES. DEBARKED, SANDED AND OILED. INSTALLED INTO CONCRETE FOUNDATIONS AS PER MANUFACTURER'S SPECIFICATIONS. ROPE BAND AT TOP OF TEEPEE. 	1	NATURE PLAYGROUNDS

SYMBOL	ITEM	QTY	SUPPLIER
PE7	2x DUGONG. BUSH LOG TUNNEL SET 100mm DIA BUSH POLES. DEBARKED, SANDED AND OILED. BITUMEN SEALED SECTIONS BELOW GROUND LEVEL AS PER MANUFACTURER'S SPECIFICATIONS. ADDITIONAL TIMBERS TO LINK TEEPEE TO TUNNELS 	1	NATURE PLAYGROUNDS
PE8	LITTLE SPIDER SWING M952 	1	KOMPAN
PE9	TIPI CAROUSEL ELE400065-3717SC COLOUR: BEIGE 	1	KOMPAN
<b>PRIMARY PLAY</b>			
PE10	We-Go-Swing@ 27778A 	1	PARKEQUIP
PE11	We-saw™ 186490A 	1	PARKEQUIP
PE12	EMBANKMENT SLIDE NRO308 	1	KOMPAN

SYMBOL	ITEM	QTY	SUPPLIER
PE13	WATER PLAY WITH ROCK SPRAY, 0010-8943 FOOT ACTIVATOR & 0011-1293 GROUND SPRAY MISTER MISTER. INCLUDING BOULDER NOZZLE KIT, POTABLE CONTROLLER AND SOLENOID WITHIN 508mm (H) x 200mm (D) x 400mm (W) ENCLOSURE AND 300x300mm DRAIN INCLUDING REMOVABLE SKIMMER BOX 	1	PARKEQUIP
PE14	DOUBLE CABLEWAY FOR SLOPING GROUND NRO880 WITH INCLUSIVE SEAT FOR CABLEWAY SW990205 	1	KOMPAN
<b>TEEN PLAY</b>			
PE15	MONKEY BARS NRO CUSTOM 932159 	1	KOMPAN
PE16	AGILITY TRAIL 2 NRO855 (NO STAIN, NO STILTS) 	1	KOMPAN

No.	Revision - Revise on CAD do not amend by hand	Checked	Approved	Date	Status
C	ISSUE FOR TENDER	SS	EM	07/05/24	ISSUE FOR TENDER
B	90% DETAILED DESIGN	SS	EM	09/04/24	
A	50% DETAILED DESIGN	SS	EM	21/03/24	

Copyright  
This document is & shall remain the property of Complete Urban Pty. Ltd.  
The document may only be used for the purpose for which it was commissioned & in accordance with the terms of engagement for the commission. Unauthorised use of this document in any way is prohibited.



10 Regent Street  
Chippendale NSW 2008  
p 02 9282 9900  
r 02 9282 9277  
www.completeurban.com.au



Scale 1:250 @ A1  
Drawn SS Designed SS  
Drafting Check EM Design Check EM  
Approved  
NOT FOR CONSTRUCTION  
This Drawing must not be used for Construction unless signed as Approved

Client and Job  
WINGECARRIBEE SHIRE COUNCIL  
DAVID WOOD PLAYING FIELDS PLAYSPACE UPGRADE  
Title  
PLAY EQUIPMENT SCHEDULE  
Dwg No 3506-FF-003  
Sheet 01 OF 01  
Size A1  
Rev C



DO NOT SCALE

**LEGEND - GENERAL**

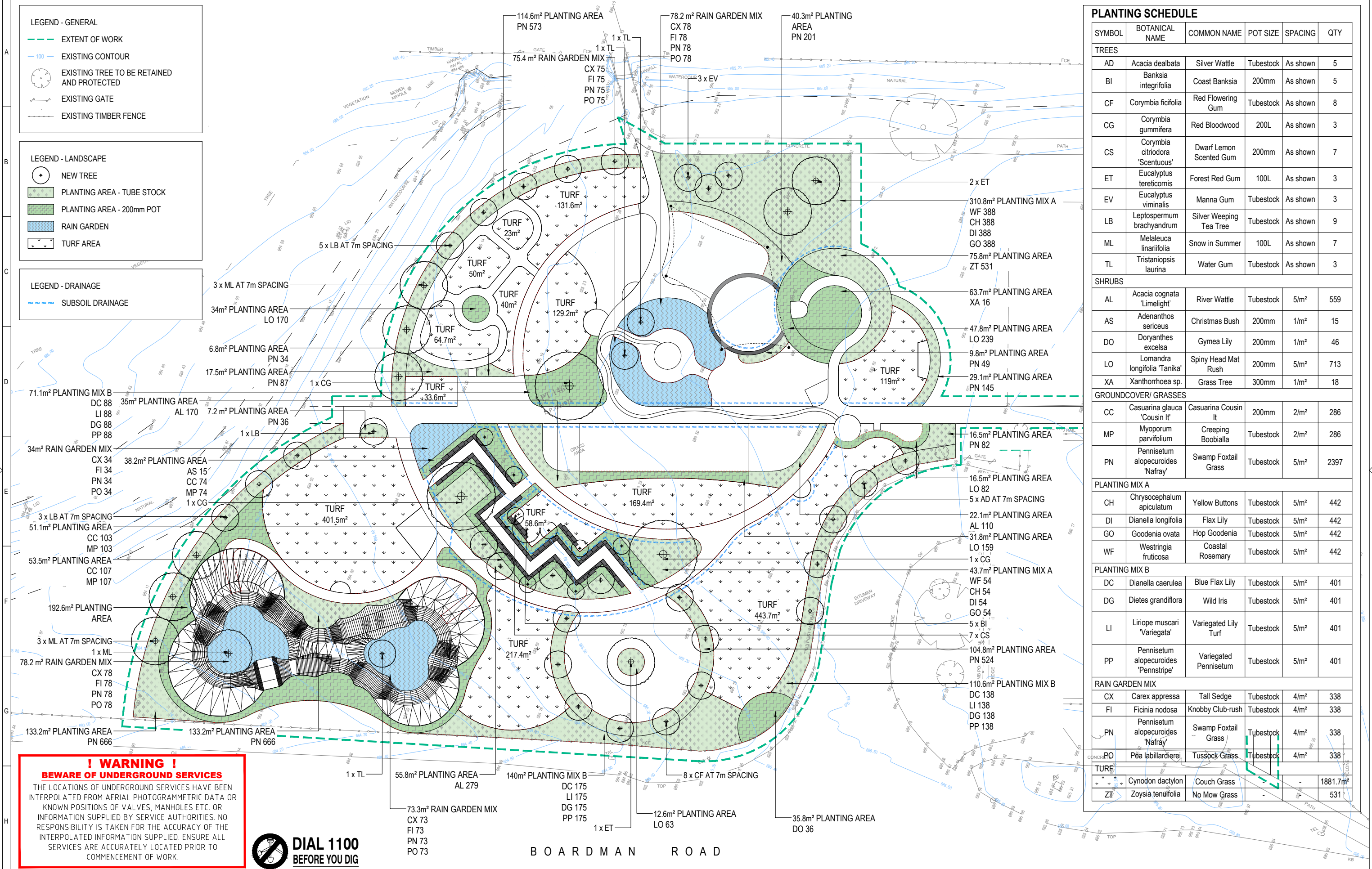
- EXTENT OF WORK
- - - EXISTING CONTOUR
- ⊕ EXISTING TREE TO BE RETAINED AND PROTECTED
- ↔ EXISTING GATE
- EXISTING TIMBER FENCE

**LEGEND - LANDSCAPE**

- ⊕ NEW TREE
- ▨ PLANTING AREA - TUBE STOCK
- ▨ PLANTING AREA - 200mm POT
- ▨ RAIN GARDEN
- ▨ TURF AREA

**LEGEND - DRAINAGE**

- SUBSOIL DRAINAGE



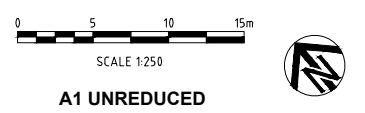
**PLANTING SCHEDULE**

SYMBOL	BOTANICAL NAME	COMMON NAME	POT SIZE	SPACING	QTY
<b>TREES</b>					
AD	Acacia dealbata	Silver Wattle	Tubestock	As shown	5
BI	Banksia integrifolia	Coast Banksia	200mm	As shown	5
CF	Corymbia ficifolia	Red Flowering Gum	Tubestock	As shown	8
CG	Corymbia gummifera	Red Bloodwood	200L	As shown	3
CS	Corymbia citriodora 'Scentuous'	Dwarf Lemon Scented Gum	200mm	As shown	7
ET	Eucalyptus tereticornis	Forest Red Gum	100L	As shown	3
EV	Eucalyptus viminalis	Manna Gum	Tubestock	As shown	3
LB	Leptospermum brachyandrum	Silver Weeping Tea Tree	Tubestock	As shown	9
ML	Melaleuca linariifolia	Snow in Summer	100L	As shown	7
TL	Tristaniopsis laurina	Water Gum	Tubestock	As shown	3
<b>SHRUBS</b>					
AL	Acacia cognata 'Limelight'	River Wattle	Tubestock	5/m²	559
AS	Adenanthos sericeus	Christmas Bush	200mm	1/m²	15
DO	Doryanthes excelsa	Gymea Lily	200mm	1/m²	46
LO	Lomandra longifolia 'Tanika'	Spiny Head Mat Rush	200mm	5/m²	713
XA	Xanthorrhoea sp.	Grass Tree	300mm	1/m²	18
<b>GROUNDCOVER/ GRASSES</b>					
CC	Casuarina glauca 'Cousin It'	Casuarina Cousin It	200mm	2/m²	286
MP	Myoporum parvifolium	Creeping Boobialla	Tubestock	2/m²	286
PN	Pennisetum alopecuroides 'Nafra'	Swamp Foxtail Grass	Tubestock	5/m²	2397
<b>PLANTING MIX A</b>					
CH	Chrysocephalum apiculatum	Yellow Buttons	Tubestock	5/m²	442
DI	Dianella longifolia	Flax Lily	Tubestock	5/m²	442
GO	Goodenia ovata	Hop Goodenia	Tubestock	5/m²	442
WF	Westringia fruticosa	Coastal Rosemary	Tubestock	5/m²	442
<b>PLANTING MIX B</b>					
DC	Dianella caerulea	Blue Flax Lily	Tubestock	5/m²	401
DG	Diets grandiflora	Wild Iris	Tubestock	5/m²	401
LI	Liriope muscari 'Variegata'	Variegated Lily Turf	Tubestock	5/m²	401
PP	Pennisetum alopecuroides 'Pennstripe'	Variegated Pennisetum	Tubestock	5/m²	401
<b>RAIN GARDEN MIX</b>					
CX	Carex appressa	Tall Sedge	Tubestock	4/m²	338
FI	Ficinia nodosa	Knobby Club-rush	Tubestock	4/m²	338
PN	Pennisetum alopecuroides 'Nafra'	Swamp Foxtail Grass	Tubestock	4/m²	338
PO	Poa labillardierei	Tussock Grass	Tubestock	4/m²	338
<b>TURF</b>					
	Cynodon dactylon	Couch Grass	-	-	1881.7m²
ZT	Zoysia tenuifolia	No Mow Grass	-	-	531

**! WARNING !**  
**BEWARE OF UNDERGROUND SERVICES**  
 THE LOCATIONS OF UNDERGROUND SERVICES HAVE BEEN INTERPOLATED FROM AERIAL PHOTOGRAMMETRIC DATA OR KNOWN POSITIONS OF VALVES, MANHOLES ETC. OR INFORMATION SUPPLIED BY SERVICE AUTHORITIES. NO RESPONSIBILITY IS TAKEN FOR THE ACCURACY OF THE INTERPOLATED INFORMATION SUPPLIED. ENSURE ALL SERVICES ARE ACCURATELY LOCATED PRIOR TO COMMENCEMENT OF WORK.

**DIAL 1100**  
 BEFORE YOU DIG

C	ISSUE FOR TENDER	SS	EM	07/05/24
B	90% DETAILED DESIGN	SS	EM	09/04/24
A	50% DETAILED DESIGN	SS	EM	21/03/24
No.	Revision - Revise on CAD do not amend by hand	Checked	Approved	Date
				ISSUE FOR TENDER



Copyright  
 This document is a shall remain the property of Complete Urban Pty. Ltd.  
 This document may only be used for the purpose for which it was commissioned & in accordance with the terms of engagement for the commission. Unauthorised use of this document in any way is prohibited.



10 Regent Street  
 Chippendale NSW 2008  
 p 02 9282 9900  
 r 02 9282 9277

**COMPLETE**

ABN 64 100 037 812  
 www.completeurban.com.au

Scale	1:250 @ A1
Drawn	SS
Designed	SS
Drafting Check	EM
Design Check	EM
Approved	NOT FOR CONSTRUCTION
	This Drawing must not be used for Construction unless signed as Approved

Client and Job	WINGECARRIBEE SHIRE COUNCIL DAVID WOOD PLAYING FIELDS PLAYSPACE UPGRADE		
Title	PLANTING PLAN AND SCHEDULE		
Dwg No	3506-PP-001	Sheet	01 OF 01
Size	A1	Rev	C